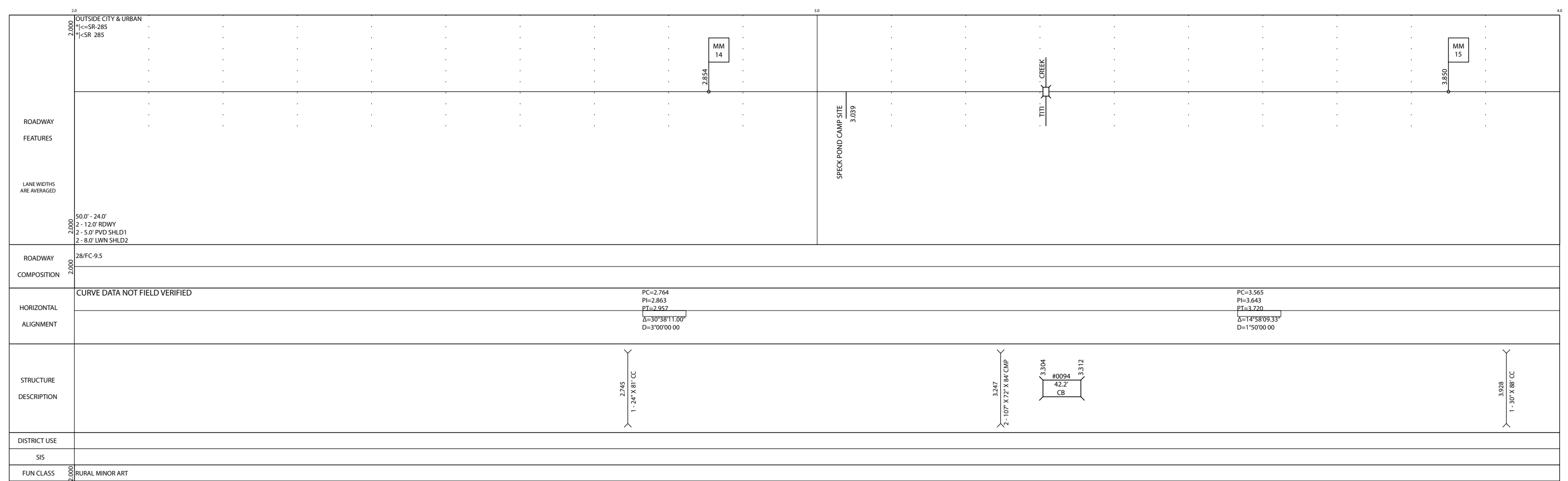
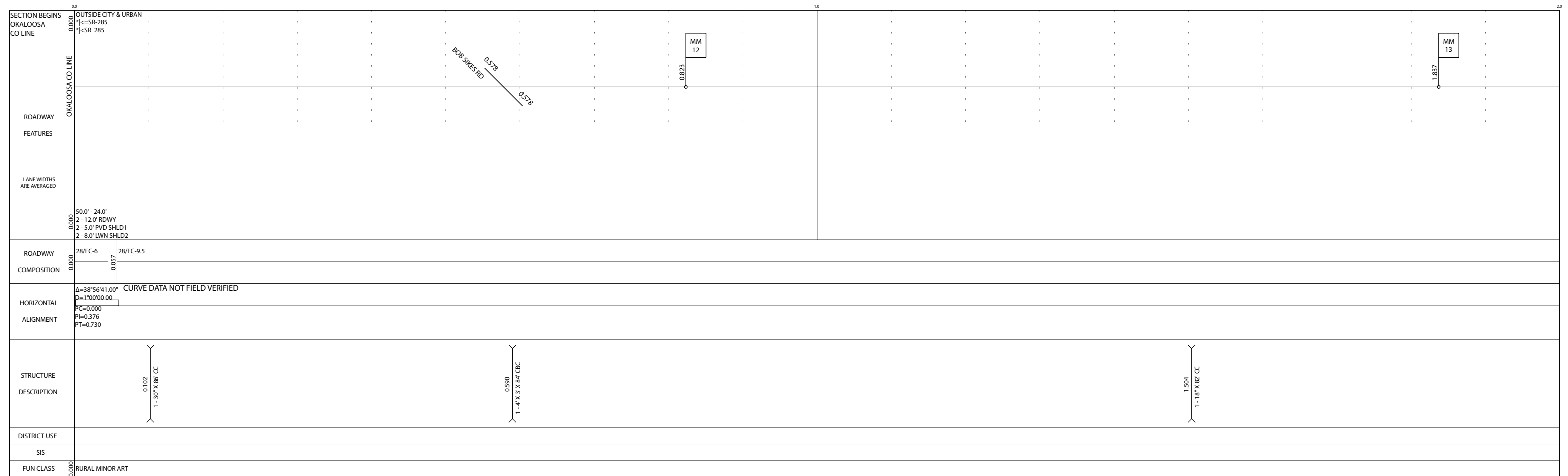


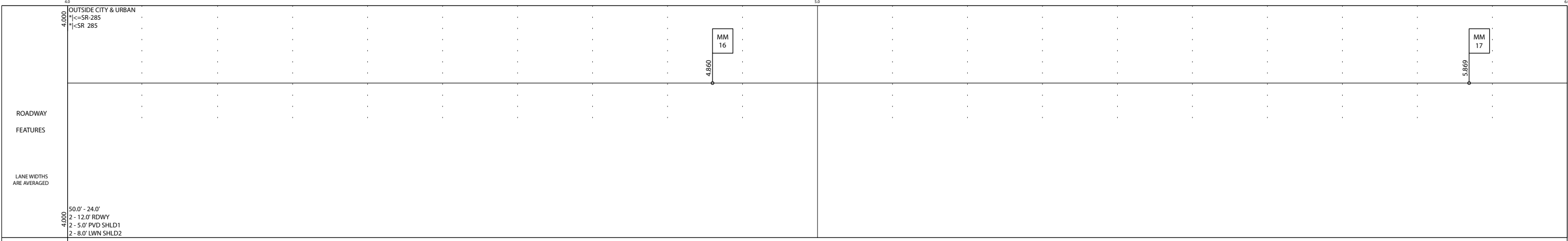
5 YR INV	SLD REV	BMP	EMP	INV	SLD REV
DATE 03/20/2018	03/21/2018				
BY SSMC	SSMC				

FLORIDA DEPARTMENT OF TRANSPORTATION
STRAIGHT LINE DIAGRAM OF ROAD INVENTORY



SECTION STATUS	INT. or US ROUTE NO.	STATE ROAD NO.	COUNTY	DISTRICT	ROADWAY ID	SHEET NO.
02		SR 285	WALTON	03	60090000	1 OF 2






ROADWAY COMPOSITION	28/FC-9.5												
---------------------	-----------	--	--	--	--	--	--	--	--	--	--	--	--

HORIZONTAL ALIGNMENT	CURVE DATA NOT FIELD VERIFIED										PC=4.209 PI=4.407 PT=4.602 Δ=20°43'51.00" D=1°00'00.00		Δ=32°55'18.00" D=1°00'00.00 PC=5.332 PI=5.652 PT=5.955	
----------------------	-------------------------------	--	--	--	--	--	--	--	--	--	--	--	--	--



DISTRICT USE													
SIS													
FUN CLASS	RURAL MINOR ART												



ROADWAY COMPOSITION	28/FC-9.5		28/FC-6		28/FC-6		28/FC-5						
---------------------	-----------	--	---------	--	---------	--	---------	--	--	--	--	--	--

HORIZONTAL ALIGNMENT													
----------------------	--	--	--	--	--	--	--	--	--	--	--	--	--



DISTRICT USE													
SIS													
FUN CLASS	RURAL MINOR ART												