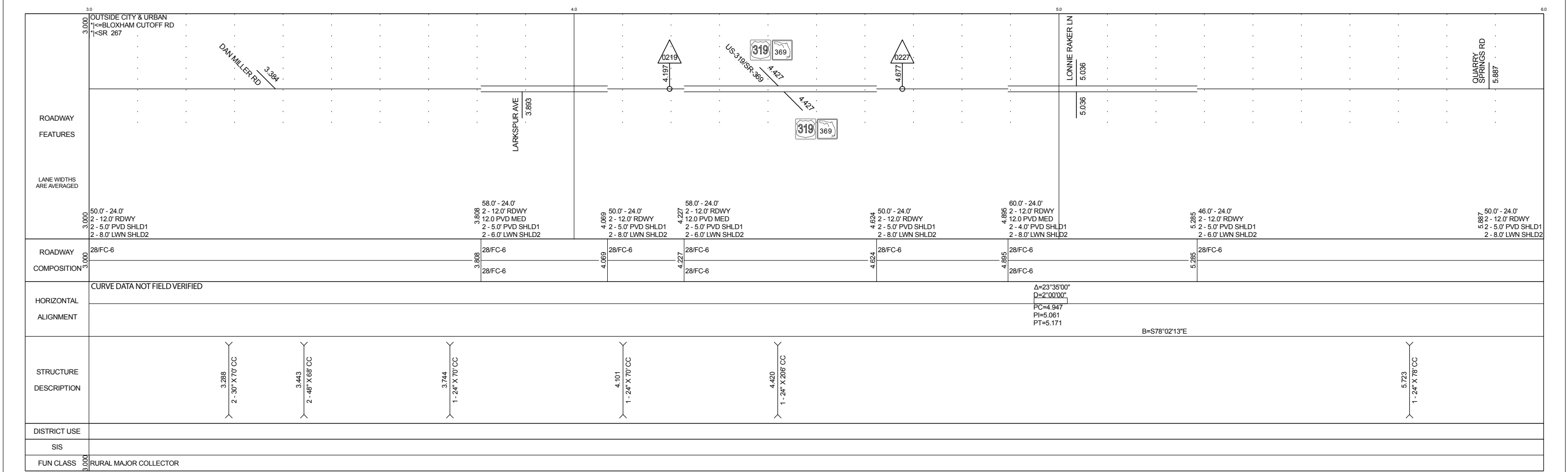
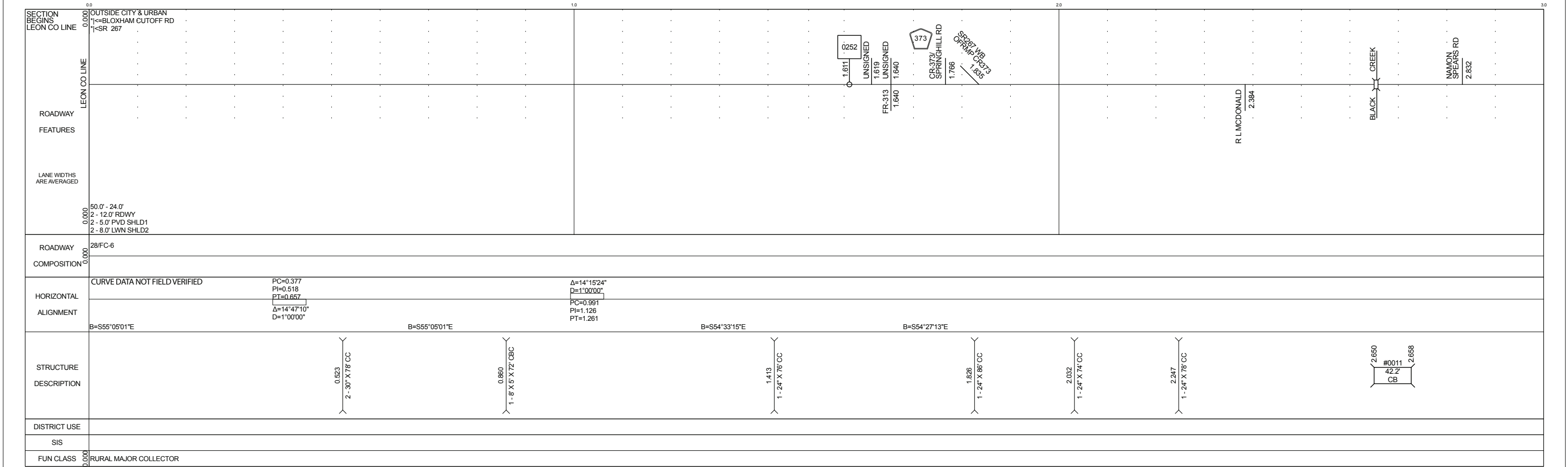


DATE	5 YR INV	SLD REV	BMP	EMP	INV	SLD REV
BY	01/19/2017	01/20/2017	000.000	016.631	07/11/2017 HSA DB/LW	07/17/2017 HSA DS
	PANHANDLE GROUP	PANHANDLE GROUP				

FLORIDA DEPARTMENT OF TRANSPORTATION
STRAIGHT LINE DIAGRAM OF ROAD INVENTORY

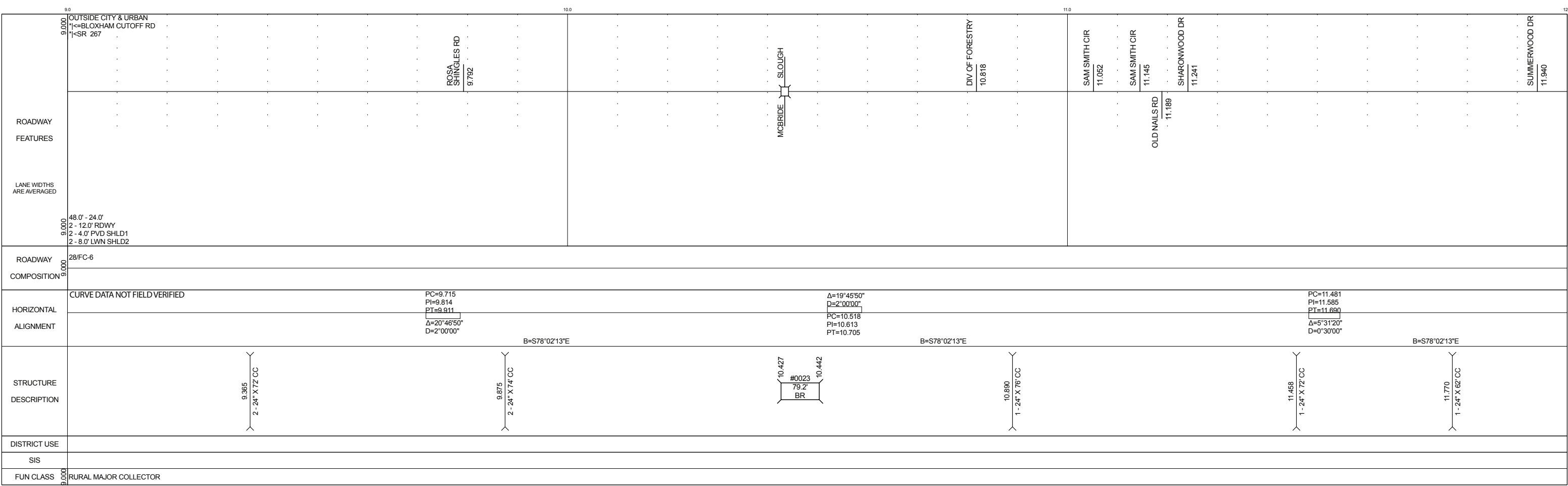
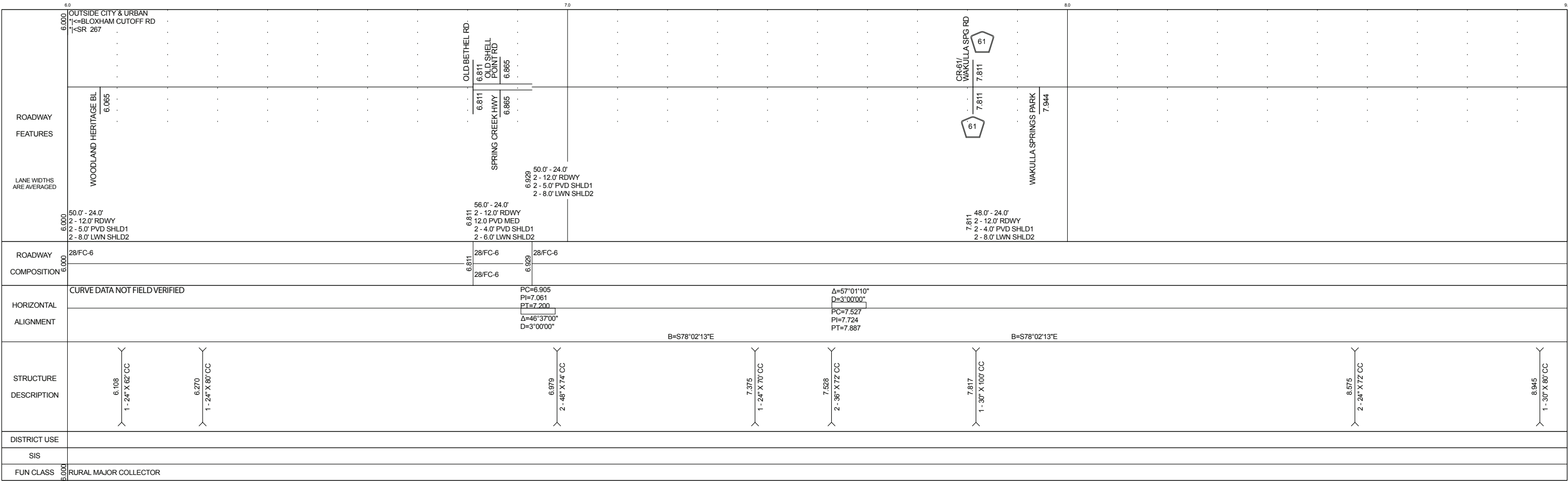
SECTION STATUS	INT. or US ROUTE NO.	STATE ROAD NO.	COUNTY	DISTRICT	ROADWAY ID	SHEET NO.
02		SR 267	WAKULLA	03	59100000	1 OF 3

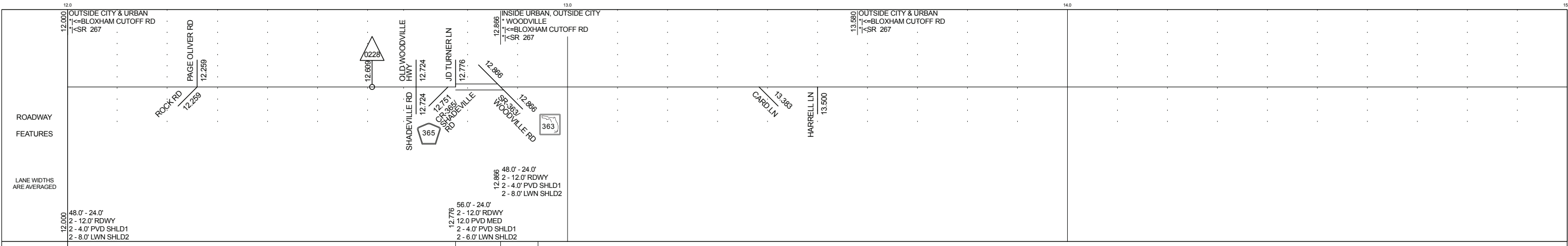


5 YR INV	SLD REV	BMP	EMP	INV	SLD REV
01/19/2017	01/20/2017	000.000	016.631	07/11/2017 HSA DBLW	07/17/2017 HSA DS
PANHANDLE GROUP	PANHANDLE GROUP				

FLORIDA DEPARTMENT OF TRANSPORTATION
STRAIGHT LINE DIAGRAM OF ROAD INVENTORY

SECTION STATUS	INT. or US ROUTE NO.	STATE ROAD NO.	COUNTY	DISTRICT	ROADWAY ID	SHEET NO.
02		SR 267	WAKULLA	03	59100000	2 OF 3



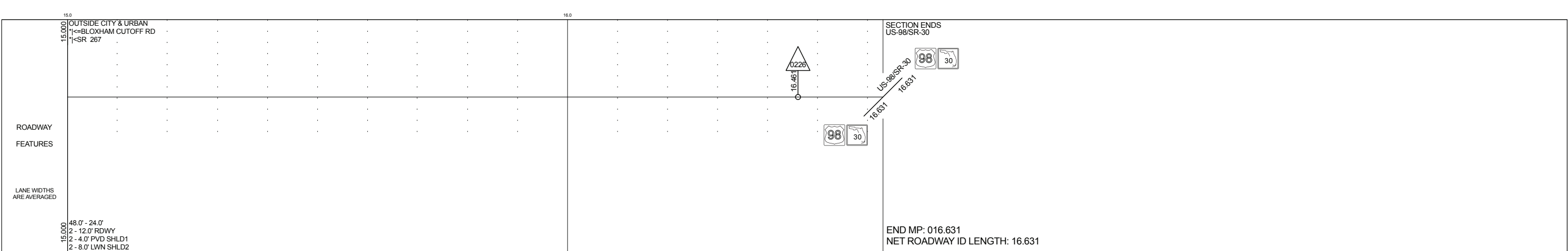


ROADWAY COMPOSITION	28/FC-6	28/FC-6	28/FC-6	28/FC-6	28/FC-9.5
---------------------	---------	---------	---------	---------	-----------

HORIZONTAL ALIGNMENT	CURVE DATA NOT FIELD VERIFIED	$\Delta=9^{\circ}45'10''$ $D=2^{\circ}00'00''$ PC=12.656 PI=12.702 PT=12.748 B=S62°10'41"E	$\Delta=4^{\circ}44'41''$ $D=1^{\circ}19'05''$ PC=13.038 PI=13.072 PT=13.106 B=S66°55'22"E	$\Delta=14^{\circ}59'00''$ $D=1^{\circ}00'00''$ PC=13.820 PI=13.961 PT=14.104 B=S81°54'22"W	PC=14.252 PI=14.498 PT=14.788 $\Delta=56^{\circ}36'41''$ $D=2^{\circ}00'00''$ B=S25°17'41"E
----------------------	-------------------------------	---	---	--	--

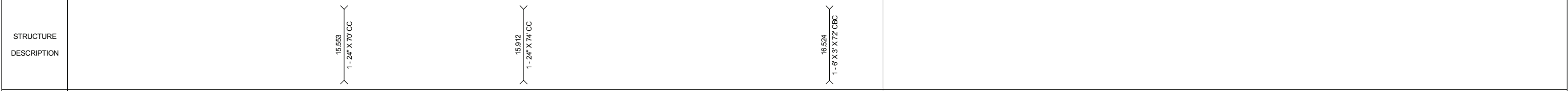


DISTRICT USE	SIS	FUN CLASS	RURAL MAJOR COLLECTOR	URBAN MAJOR COLLECTOR	RURAL MAJOR COLLECTOR
--------------	-----	-----------	-----------------------	-----------------------	-----------------------



ROADWAY COMPOSITION	28/FC-9.5
---------------------	-----------

HORIZONTAL ALIGNMENT	CURVE DATA NOT FIELD VERIFIED	$\Delta=27^{\circ}28'42''$ $D=1^{\circ}29'55''$ PC=15.237 PI=15.407 PT=15.584 B=S52°46'23"E	PC=15.686 PI=15.862 PT=16.041 $\Delta=18^{\circ}43'00''$ $D=1^{\circ}00'00''$ B=S52°46'23"E	$\Delta=46^{\circ}43'51''$ $D=5^{\circ}29'29''$ PC=16.497 PI=16.564 PT=16.631
----------------------	-------------------------------	--	--	---



DISTRICT USE	SIS	FUN CLASS	RURAL MAJOR COLLECTOR
--------------	-----	-----------	-----------------------